

# Global softwood roundwood supply

## Region 3: Latin America & Asia-Pacific

Outlook to 2035

June 2026



The last in a three-part series analysing global softwood roundwood supply and pricing, this report provides a detailed assessment of Latin America and Asia-Pacific – covering forest area, yields, harvest intensity, supply chain costs, and log prices. All packages also include an integrated global overview with supply forecasts by region to 2035, demand and trade dynamics, and a comparison of regional investment attractiveness for forestry and forest-product industries.

### Contents

#### Region 3: Latin America and Asia-Pacific

##### Region overview

- Global context and integrated outlook to 2035

##### Four regional chapters:

1. Latin America
2. Oceania
3. Japan
4. China

##### Each regional chapter contains:

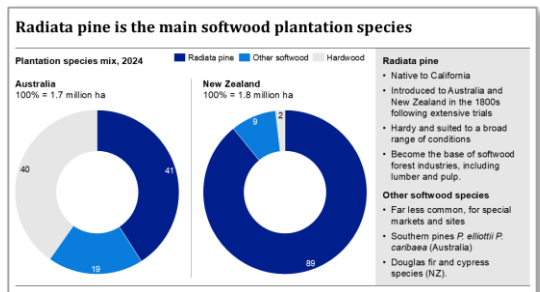
- Forest distribution and softwood productive area
- Forest ownership structure and largest owners
- Analysis of drivers of softwood roundwood supply
- Historical development of area, yield, natural mortality
- Historical development of harvest degree (utilization)
- Softwood roundwood harvests by species and grade
- Supply chain costs and price trends 2000-25
- Perspectives on factors impacting future supply
- 2035 outlook for supply and log pricing

#### + Global overview

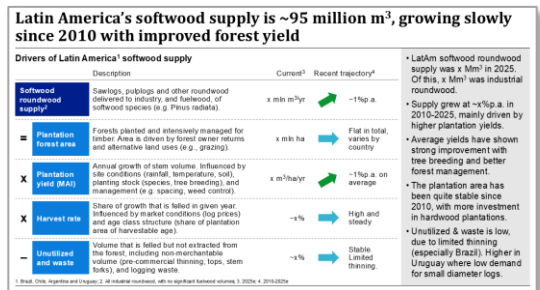
- Global softwood roundwood supply 2000-25
- Softwood forest utilization and plantation area by region
- Supply forecast by region to 2035, and scenarios
- Demand drivers and substitution of softwood
- International trade flows of softwood roundwood
- Price comparison of softwood logs by region and grade
- Regional comparison of attractiveness for investment

### Example exhibits

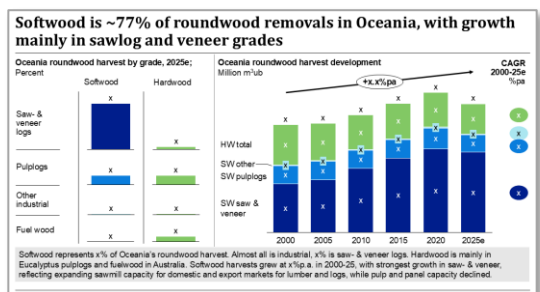
#### Plantation species mix



#### Key drivers of softwood roundwood supply and their trajectory



#### Roundwood supply development by species and grade



## Questions the report helps answer

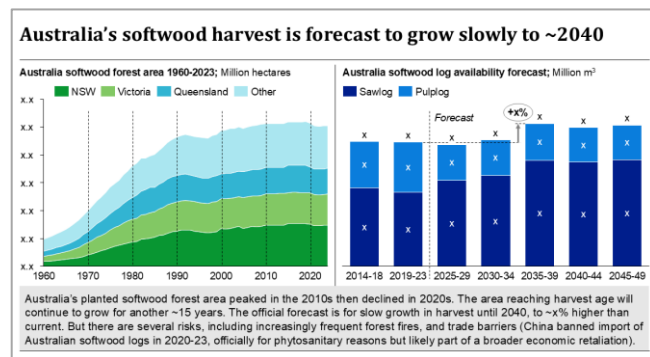
- How much softwood forest is there in Latin America and Asia-Pacific – who owns it?
- What factors are driving softwood supply in each of the regions?
- Where will new softwood supply come from – and what will constrain it?
- Which regions are structurally lower-cost, and why (forestry, logging, haulage)?
- How will supply and log prices evolve by region to 2035?
- How will global softwood supply evolve to 2035 – what regions have most potential?
- Which regions are most attractive for investment in softwood forestry?
- Which regions are most attractive for investment in softwood industries?

## Who the report is most relevant for

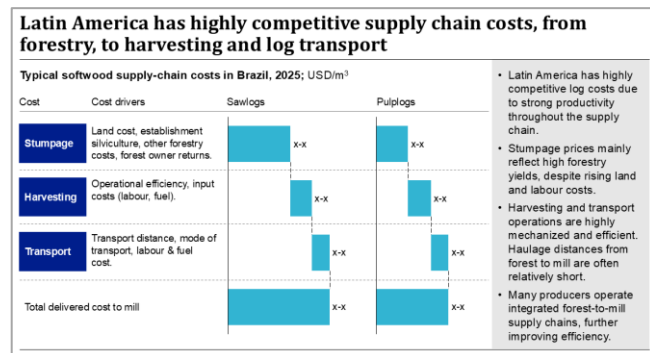
- **Forest owners and investors**
- **Traders** in roundwood and chips
- **Investors** in forest product industries
- **Solid wood product** manufacturers
- **Pulp, paper and panel** manufacturers
- **Pellet** and other **bioenergy** producers
- **Analysts, consultants, financial institutions** and **industry associations**
- **Forest certification** organizations and **sustainability NGOs**

## Example exhibits

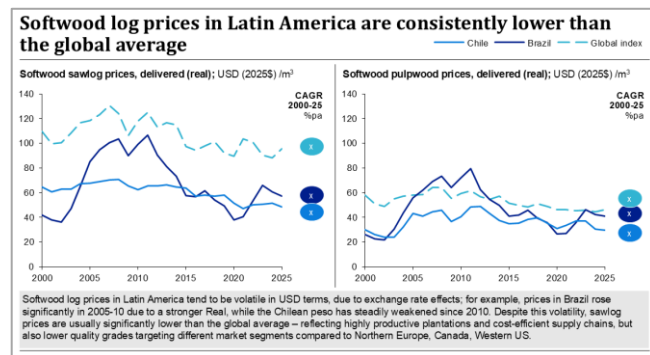
### Historical planting rates and projected harvest



### Supply chain costs from stump to mill



### Real price development for softwood logs



Go here to order: <https://www.okelly.se/shop/SoftwoodSupplyLatAmAPAC>

## Pricing options

- **Single-user license:** USD 3,000
- **Corporate license:** USD 3,900
- **Data (additional):** USD 600

### What you get:

- 70-page report on Latin America and Asia-Pacific
- 30-page report on Global Overview
- Authors available for a 45 min interview

## Contact us for more information

### O'Kelly Acumen

Mr. Glen O'Kelly  
Stockholm, Sweden

[glen.okelly@okelly.se](mailto:glen.okelly@okelly.se)  
+46 73 56 98 039

[www.okelly.se](http://www.okelly.se)

### Global Wood Trends

Mr. Håkan Ekström  
Seattle, USA

[hakan@globalwoodtrends.com](mailto:hakan@globalwoodtrends.com)

# Global softwood roundwood supply

## Included in all packages



### Global overview

- Global softwood supply, prices, and international trade
- Demand drivers and substitution effects
- Future supply outlook, uncertainties and scenarios
- Comparison of roundwood costs and investment returns

## Select 1, 2 or 3 regions



### 1. North America

- US South
- US Northwest
- Canada



### 2. Europe & Russia

- Russia
- Nordics & Baltics
- Central Europe



### 3. LatAm & APAC

- Brazil & Chile
- NZ & Australia
- Japan & China

### Regional perspectives

- Overview of forest distribution
- Forest ownership
- Forest area over time
- Forest growth and fellings over time
- Harvests by grade
- Supply chain costs
- Roundwood prices
- Analysis of supply drivers
- Outlook for supply and prices to 2035

## Package options and prices

- 1 region: USD 3,000 single / 3,900 corporate
- 2 regions: + USD 2,250 single / 2,925 corporate (25% discount on 2<sup>nd</sup>)
- 3 regions: + USD 1,500 single / 1,950 corporate (50% discount on 3<sup>rd</sup>)
- Data files: USD 600 per region